




## Instructions

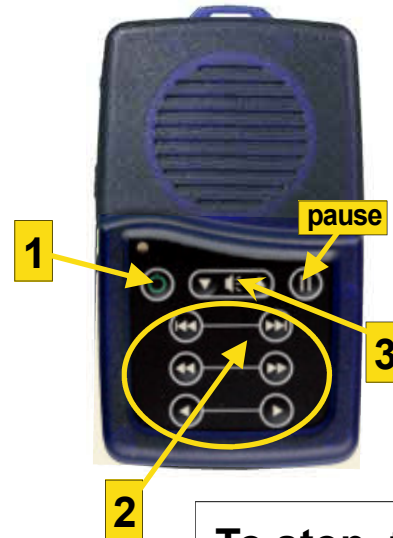
1—To turn on, press and hold  1 second.  
( To turn off, repeat, using the same button. )

2—Press any arrow  to begin listening.  
Return and advance via arrows--  

3—Adjust the volume.   


RETURN ADVANCE




  by book  
  by chapter  
  by verse



To stop, the best method is to use the pause button. 

Never leave the Megavoice  
in hot  
places!

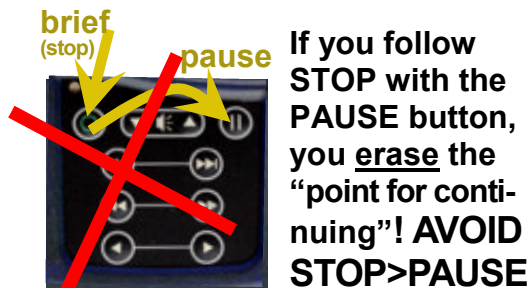


When you press the PAUSE button, the MegaVoice stops playback, and it marks that spot in its memory as **“the point for continuing.”** When you press the arrow button , playback will continue. Even if you turn off the MegaVoice (or if it turns off automatically after 3 minutes), you will restart at that same spot if you turn on the MegaVoice as before--press and hold the  “ON” button (1 second)--and then NEXT press the arrow button .

After that, the next time that you pause playback, the “point for continuing” will be revised.

It is important to avoid these 2 combinations of buttons that will disrupt the smooth operation of PAUSE / CONTINUE for you:

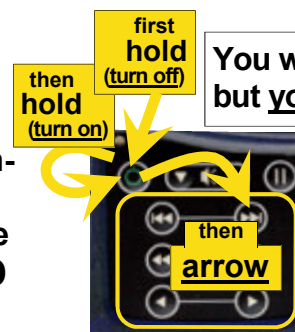
First, take note that pressing briefly on , brings a full STOP.





If you follow STOP with the PAUSE button, you erase the “point for continuing”! **AVOID STOP>PAUSE**



STOP followed by ARROW ignores “the point for continuing.” It starts playback from the 1st book! **AVOID STOP>ARROW**



You wish to continue at the “point for continuing,” but you pressed the STOP button  by mistake:

Press these buttons in this exact order :  
—Turn it off, by pressing  1 second.  
—Turn it on, by pressing  1 second.  
—Press arrow (any arrow button).  
Play will restart at “the point for continuing.”

## INSTRUCTIONS FOR RECHARGING THE INTERNAL BATTERY

MegaVoice is powered by an internal rechargeable battery. When fully charged, it can provide approximately 10 hours of operation, before being completely drained. There are 2 ways to recharge it :

### **Option 1. The built-in solar panel:**

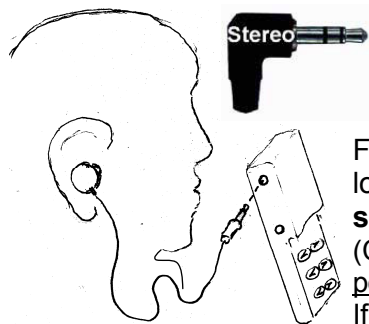
To recharge the battery, place the MegaVoice in full sunlight. It will charge best when put at an exact 90 degree angle (perpendicular) to the sun. Reposition it to 90 degrees as the sun moves in the sky. When this is done correctly, a completely discharged battery will recharge to full in 10 hours of direct sunlight. It is not necessary to complete the recharging in a single uninterrupted period of 10 hours.

One can also recharge the MegaVoice with the light of normal or halogen light bulbs of 60 watts, at a distance of 10 cm. Watch carefully! The plastic case of the MegaVoice could be melted by the light bulb!

### **Option 2. A plug-in power adapter :**

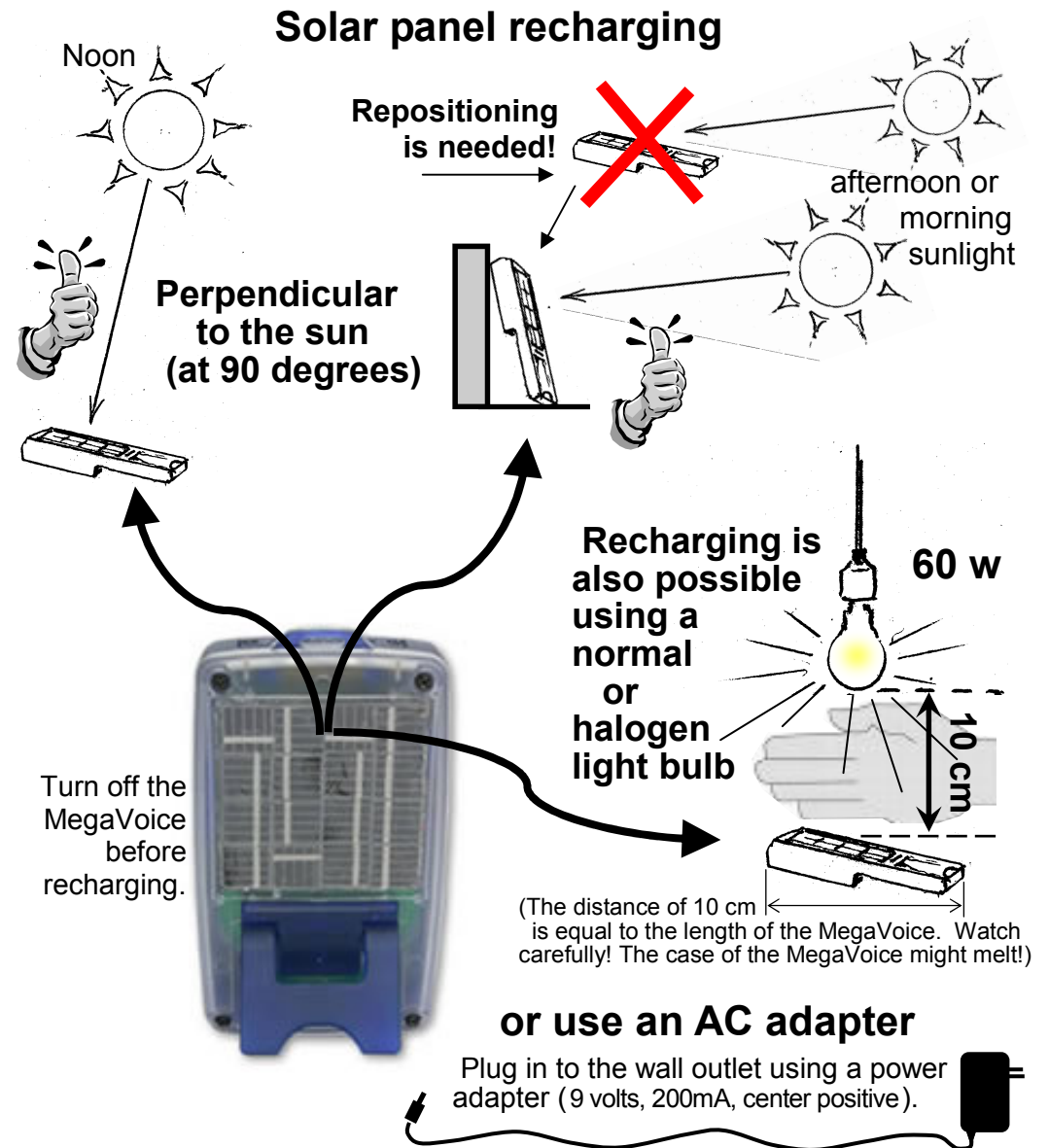
MegaVoice is equipped with a DC power jack for recharging via an AC wall outlet. To do this, use an adapter with an output providing **9 volts, 200mA, with a plug size of 1.3 mm, and correct polarity of center positive**. Do not use any other adapters than this. A completely discharged battery will be fully recharged in 6 hours.

(The battery can be recharged about 300 times before being unusable.)



MegaVoice is equipped with a headphone jack (3.5 mm or 1/8 inch) for private listening. Plug in a set of **stereo** headphones as indicated at left.

For situations such as large groups that require loud volume playback, plug in a set of **external speakers**, such as a pair of computer speakers. (Caution! The external loudspeakers must be self-powered by their own AC power plug or by batteries. If not, they could overload the MegaVoice circuits.)



**It's OK to restore it to full charge before it is fully drained.**  
For technical assistance, contact the VMS dept., SIL, Dakar 33.832.2880.